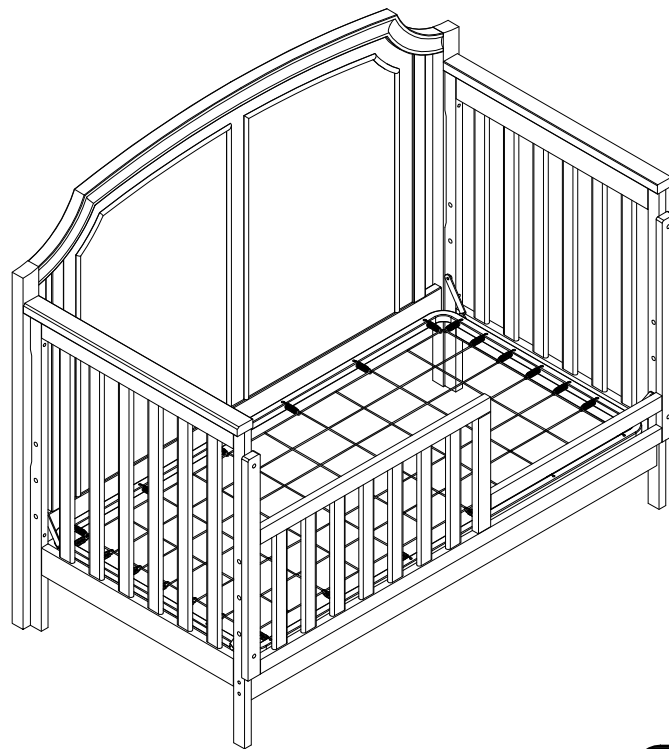


ASSEMBLY INSTRUCTIONS

for Guard Rail

ASTORIA

Model # 22475



suitebébé



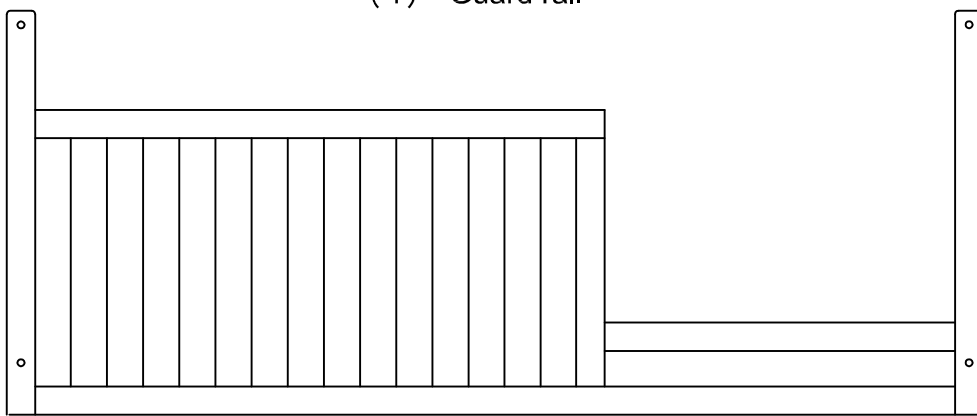
Carefully remove and lay out all parts. Familiarize yourself with all exhibits and diagrams to facilitate the assembly of your crib

TOOLS REQUIRED :

Allenkey (supplied)

PART ENCLOSED IN CARTON

(1) Guard rail



HARDWARE

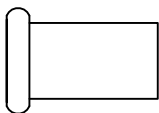
(N) Allenkey (2 pcs) (length may vary)



(H) Allenbolt 2" (50 mm) (4 pcs)



(L) Nut 3/4" (20 mm) (4 pcs)



(W) Spring Washer (4 pcs)



Make sure the bolts are tightly locked against the washers during assembly.

(Please add an extra 1/2 revolution to all the bolts when using spring washer after tightening)