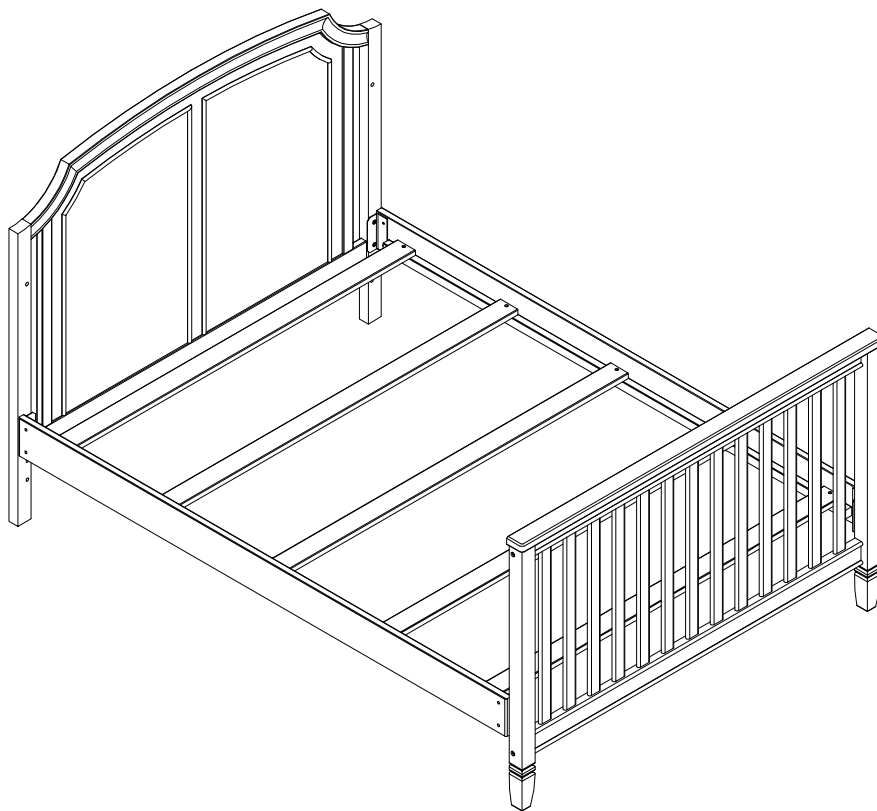


ASSEMBLY INSTRUCTIONS

Conversion Kit

ASTORIA

Model # 22470



suitebébé

" RECOMMENDATION: We recommend the use of a Bunkie Board or box spring under a mattress for this conversion kit."

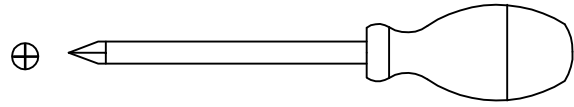
Carefully remove and lay out all parts. Familiarize yourself with all exhibits and diagrams to facilitate the assembly of your crib

TOOLS REQUIRED :

Allenkey (supplied)



Screw Driver (Unsupplied)




PART ENCLOSED IN CARTON

A. Rails (2 pcs)



B. Slat (5 pcs)

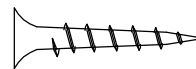


HARDWARE

C. Allenbolt 3/4" (20 mm) (4 pcs)



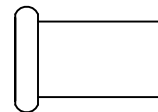
G. Screw 1" (25 mm) (10 pcs)



Q. Allenbolt 1 1/4" (30 mm) (2 pièces)




L. Nut 3/4" (20 mm) (6 pcs)



R. Allenbolt 1 3/8" (35 mm) (4 pièces)



(N) Allenkey (2 pcs)
(length may vary)



W. Spring Washer (8 pcs)



Make sure the bolts are tightly locked against the washers during assembly.
(Please add an extra 1/2 revolution to all the bolts when using spring washer after tightening)