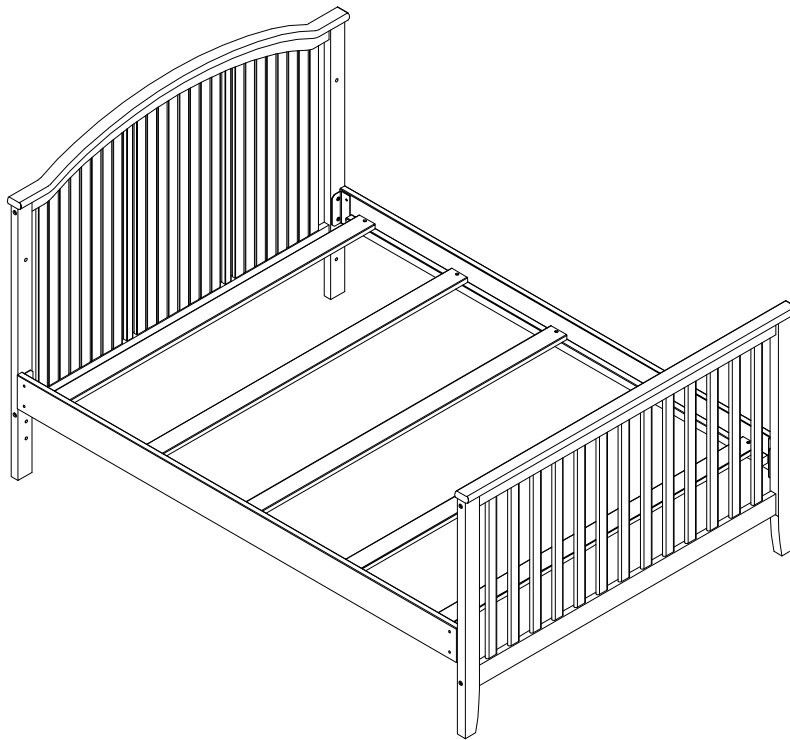


# ASSEMBLY INSTRUCTIONS

Conversion Kit

ANAHEIM

Model # 22370

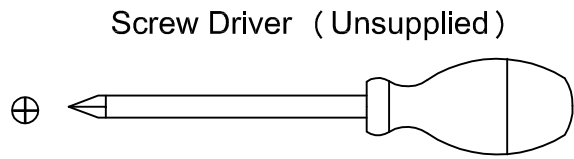
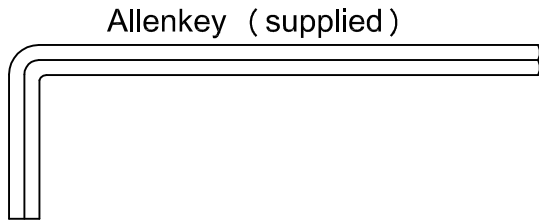


*suitebébé*

"RECOMMENDATION: We recommend the use of a Bunkie Board or box spring under a mattress for this conversion kit."

Carefully remove and lay out all parts. Familiarize yourself with all exhibits and diagrams to facilitate the assembly of your crib

**TOOLS REQUIRED :**



**PART ENCLOSED IN CARTON**

A. Rails (2 pcs)



B. Slat (5 pcs)

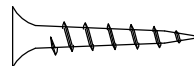


**HARDWARE**

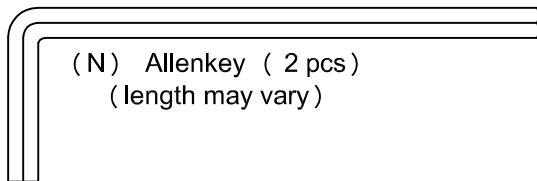
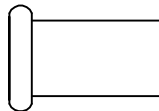
C. Allenbolt 3/4" (20 mm) (10 pcs)



G. Screw 1" (25 mm) (10 pcs)



L. Nut 3/4" (20 mm) (6 pcs)



(N) Allenkey (2 pcs)  
(length may vary)

W. Spring Washer (8 pcs)



Make sure the bolts are tightly locked against the washers during assembly.  
(Please add an extra 1/2 revolution to all the bolts when using spring washer after tightening)